

## Absolute reflectance measurement accessory

ARV-913/ARN-914/ARN-915i

Absolute reflectance measurement accessory (Synchronous type)

ARSV-916/ARSN-917/ARSN-918i

Absolute reflectance measurement accessory (Asynchronous type)

ARMV-919/ARMN-920/ARMN-921i

Automated absolute reflectance measurement accessory



ARV-913

The ARV and ARN accessories provide absolute reflectance measurements of samples by the manual, synchronous movement of the sample stage and detector. Changing the incident angle of the sample by manually moving the detector position, the absolute reflectance of the sample can be measured at varied incident angles.

The ARSV and ARSN accessories provide an asynchronous movement of the sample stage and detector, thus, the positions of the sample stage and detector can be independently varied to obtain the absolute reflectance and transmittance spectra of the sample at varied incident and detection angles. Using the optional polarizers, the polarization properties of the sample can also be examined.

The ARMV and ARMN automate the absolute reflectance measurements of specularly reflecting samples such as metal or glass samples. The detector is equipped with an integrating sphere and thus it also permits measurement of the relative reflectance of a diffusely reflecting sample. Since the angles of the sample stage and the detector can be changed independently, the absolute reflectance and transmittance of a sample can be measured with varied angles of incidence.

A software controlled polarizer is provided as standard for the examination of the polarization properties of a sample. In addition to S and P polarized lights, N polarized light that obtains the same measurement results as non-polarized light is available.



ARMV-919

### Specifications:

Model name	ARV-913	ARN-914	ARN-915i	ARSV-916	ARSN-917	ARSN-918i	ARMV-919	ARMN-920	ARMN-921i
Main unit	V-750/760	V-770	V-780	V-750/760	V-770	V-780	V-750/760	V-770	V-780
Wavelength range	250 - 850 nm	250 - 2000 nm	250 - 1600 nm	250 - 850 nm	250 - 2000 nm	250 - 1600 nm	250 - 850 nm	250 - 2000 nm	250 - 1600 nm
Movement of sample stage and detector	Synchronous			Asynchronous					
Control of sample stage and detector	Manual			Automated					
Measurement mode	Absolute reflectance Relative reflectance			Absolute reflectance Relative reflectance Transmittance					
Integrating sphere	60 mm diam.								
Incidence angle	Absolute reflectance mode: 5 ° to 60 ° Relative reflectance mode: Vertical incidence								
	-			Transmittance mode: 0 ° to 60 °					
Angle setting	2.5° step (manual)			Sample stage: 0.1° step (manual) Detector stage: 1° step (manual)			0.1° step automatic		
Sample size	Absolute reflectance mode: Min.			20 (H) x 20 (W) x 1 (t) mm			20 (H) x 20 (W) x 1 (t) mm		
	Absolute reflectance mode: Max.			70 (H) x 100 (W) x 10 (t) mm			70 (H) x 70 (W) x 10 (t) mm		
	Relative reflectance mode: Min.			20 (H) x 20 (W) x 0.5 (t) mm			20 (H) x 20 (W) x 0.5 (t) mm		
	Relative reflectance mode: Max.			70 (H) x 100 (W) x 10 (t) mm			70 (H) x 70 (W) x 10 (t) mm		
Accuracy	±1.5% at incidence angle of 6 °								
100% line flatness	Within ±1%								
Polarizer	Option						Standard		
Standard software	N/A						Absolute reflectance spectral measurement, Interval analysis		

### Option

#### SSH-508 Solid sample holder

The SSH-508 is set on the entrance to the detector for diffuse transmittance measurements of scattering samples at a vertical (0°) incidence.

#### Specifications:

Minimum sample size:  
30 (H) x 30 (W) x 0.5 (t) mm  
Maximum sample size:  
70 (H) x 80 (W) x 10 (t) mm

#### Wide incident angle sample holder

This sample holder is attached to the sample stage to allow an angle of incidence up to a maximum of 85°.

#### Specifications:

Minimum sample size:  
30 (H) x 60 (W) x 1 (t) mm  
(ARV/ARN)  
30 (H) x 30 (W) x 1 (t) mm  
(ARSV/ARSN/ARMV/ARMN)  
Maximum sample size:  
70 (H) x 100 (W) x 10 (t) mm  
Incidence angle: 0 - 85 °

#### PDU-755 Phase difference measurement unit

The PDU-755 option provides the measurement of the reflectance phase difference and the transmittance phase difference. It consists of an angle selective analyzer and the VWAP-794 phase difference measurement program.

#### Specifications:

Wavelength range:  
250 - 850 nm  
(ARV-913/ARSV-916/ARMV-919)  
250 - 2000 nm  
(ARN-914/ARSN-917/ARMN-920)  
250 - 1600 nm  
(ARN-915i/ARSN-918i/ARMN-921i)  
Polarization rotation angle: 0 - 90°

\* The contents of this brochure are for reference and illustrative purposes only. Information, descriptions, and specifications in this publication are subject to change without notice. JASCO assumes no responsibility and will not be liable for any errors or omissions contained herein or for incidental, consequential damages or losses in connection with the furnishing, performance or use of this material.



## JASCO INTERNATIONAL CO., LTD.

11-10, Myojin-cho 1-chome, Hachioji, Tokyo 192-0046, Japan  
Tel: +81-42-649-3247 Fax: +81-42-649-3518 <http://www.jascoint.co.jp/english/>  
Australia, China, Hong Kong, India, Indonesia, Korea, Malaysia, New Zealand,  
Pakistan, Philippines, Russia, Singapore, Taiwan, Thailand

## JASCO INCORPORATED

28600 Mary's Court, Easton, MD 21601, U.S.A.  
Tel: +1-800-333-5272 +1-410-822-1220 Fax: +1-410-822-7526 <http://www.jascoinc.com>  
U.S.A., Canada, Costa Rica, Mexico, Puerto Rico, Argentina, Brazil, Chile, Colombia, Paraguay,  
Peru, Uruguay, Guatemala, Ecuador, Bolivia

## JASCO EUROPE s.r.l.

Via Luigi Cadorna 1, 23894 Cremella (Lc), Italy  
Tel: +39-039-9215811 Fax: +39-039-9215835 <http://www.jasco-europe.com>  
JASCO Deutschland [www.jasco.de](http://www.jasco.de), JASCO UK [www.jasco.co.uk](http://www.jasco.co.uk),  
JASCO France [www.jascofrance.fr](http://www.jascofrance.fr), JASCO Benelux [www.jasco.nl](http://www.jasco.nl),  
JASCO Spain [www.jasco-spain.com](http://www.jasco-spain.com)

Italy, Germany, U.K., France, Netherlands, Belgium, Luxembourg, Spain, Sweden, Norway, Denmark,  
Austria, Finland, Greece, Hungary, Poland, Portugal, Romania, Switzerland, Algeria, Cyprus,  
Egypt, Israel, Jordan, Kuwait, Lebanon, Morocco, Saudi Arabia, South Africa, Tunisia,  
Turkey, U.A.E., Yemen

BUVAccy-1603 Printed in Japan

For more information, please contact :



Products described herein are designed and manufactured by ISO-certified JASCO Corporation.

MADE IN TOKYO, JAPAN



# V-700 series optional accessories

UV/Vis/NIR Spectrophotometers




# Wide range of optional accessories

The V-700 Series can be integrated with a complement of more than 70 accessories to offer flexible configurations for a wide variety of analytical requirements. Experimental capabilities range from simple educational applications and routine daily use, to specific applications for advanced biochemical and semiconductor research. The range of accessories include various types of cell holders for liquid samples and options for a wide variety of solid samples.

## Cell holders/cell changers used at ambient temperature

### LSE-701 Long path cell holder



LSE-701

**Specifications:**

Compatible cell: Rectangular cell, pathlength 10, 20, 50 or 100 mm, 1 pc.  
Reference: Rectangular cell, pathlength 10, 20, 50 or 100 mm, 1 pc.

### FSE-702 4-position manual long path cell changer



FSE-702

**Specifications:**

Compatible cell: Rectangular cell, pathlength 10, 20, 50 or 100 mm, 4 pcs.  
Reference: Rectangular cell, pathlength 10, 20, 50 or 100 mm, 1 pc.

### SSE-704 6-position manual cell changer



SSE-704

**Specifications:**

Compatible cell: Rectangular cell, pathlength 10 mm, 6 pcs.  
Reference: Rectangular cell, pathlength 10 mm, 1 pc.

### NCP-705 6-position automatic cell changer




NCP-705

**Specifications:**

Compatible cell: Rectangular cell, pathlength 10 mm, 6 pcs.  
Reference: Rectangular cell, pathlength 10 mm, 1 pc.  
Cell switching: Software controlled

### CYH-708 Cylindrical cell holder



CYH-708

**Specifications:**

Compatible cell: Cylindrical cell, pathlength 10, 20, 50 or 100 mm, 1 pc.  
Reference: Cylindrical cell, pathlength 10, 20, 50 or 100 mm, 1 pc.

## Micro, Ultra-micro cell holders

### UCB-710 Standard rectangular cell holder

**Micro cell**



UCB-710

This is the standard cell holder for the V-730BIO. A cell height adjustment function provides the ability to use a 100  $\mu$ L micro cell. A mask for a 100  $\mu$ L micro cell is standard.

**Specifications:**

Compatible cell: Rectangular cell, pathlength 10 mm, 1 pc.

**Option**

50  $\mu$ L micro cell mask

### SAH-769 One drop accessory



SAH-769


The SAH-769 One Drop accessory is a dedicated accessory for the V-700 Series to measure micro-volume samples of protein and nucleic acid.

**Specifications:**


1 mm pathlength minimum sample volume: 5  $\mu$ L  
0.2 mm pathlength minimum sample volume: 0.6  $\mu$ L

### EMC-759 Ultra-micro cell holder

**V-730/730BIO**



EMC-759



5  $\mu$ L micro cell

### EMC-709 Micro cell holder

The EMC-709 is a cell holder for a 50  $\mu$ L micro cell. A 5  $\mu$ L micro cell can be used with an optional spacer.



EMC-709



50  $\mu$ L micro cell



5  $\mu$ L micro cell  
5  $\mu$ L micro cell spacer

### TCH-703 8-position Micro turret cell holder

**V-730/730BIO**



TCH-703

This is a cell holder for an optional 8-position turret micro cell, containing eight cells with a volume of approximately 4  $\mu$ L arranged in a circle.



8-position micro turret cell

## Constant temperature cell holders/cell changers

The following cell holder accessories can be used with water circulators for maintaining samples at a uniform temperature. The circulators available separately.

### STR-773 Water thermostatted cell holder with stirrer

Micro cell



STR-773

**Specifications:**

Compatible cell:  
Rectangular cell,  
10 x 10 or 4 x 10 mm, 1 pc.  
Temperature control:  
Thermostatted water circulation for  
sample and reference  
Operating temperature:  
10 to 90°C  
Stirring system:  
Integrated variable speed magnetic stirrer  
2 mm path width micro cell cannot be  
used with the stirrer.

### HMC-711 Water thermostatted micro cell holder

Micro cell



HMC-711

Minimum sample volume is 50 µL by using a rectangular cell, 5 mm path length and 2 mm path width.

**Specifications:**

Compatible cell:  
Rectangular cell,  
10 x 10 or 5, 2 or 4 x 10, 2 x 5 mm, 1 pc.  
Temperature control:  
Thermostatted water circulation for  
sample and reference  
Operating temperature:  
10 to 90°C  
Cell masks (standard):  
Mask for 100 µL cell (2 pcs.) for micro cell, 2 x 10  
Mask for 200 µL cell (2 pcs.) for micro cell, 4 x 10

### MHT-745 Manual 4-position water thermostatted turret cell holder

Micro cell



MHT-745

**Specifications:**

Compatible cell:  
Rectangular cell,  
10 x 10 or 4 x 10 mm, 4 pcs.  
10 x 10 or 4 x 10 mm, 1 pc. (Reference)  
Temperature control:  
Thermostatted water circulation for  
sample and reference  
Operating temperature:  
10 to 90°C

### NCP-706 Water thermostatted 6-position automatic cell changer

Micro cell



NCP-706

**Specifications:**

Compatible cell:  
Rectangular cell,  
10 x 10 or 5, 2 or 4 x 10, 2 x 5 mm, 6 pcs.  
10 x 10 or 5, 2 or 4 x 10, 2 x 5 mm, 1 pc.  
(Reference)  
Temperature control:  
Thermostatted water circulation for  
sample and reference  
Operating temperature:  
10 to 90°C  
Cell switching:  
Software control

### CSP-909 Optional lid for sample compartment with syringe port



CSP-909

When monitoring a substrate-enzyme reaction, this accessory allows addition of an enzyme solution without opening the sample chamber lid. Can only be used with a 10 x 10 rectangular cell. Required needle length for the syringe is 2 inches (50 mm).

**Specifications:**

Compatible cell holder:  
STR-733, EHCS-760, ETCS-761,  
ETCR-762

## Peltier thermostatted cell holders/cell changers

### EHCS-760 Peltier thermostatted single cell holder (air-cooled)

### ETCS-761 Peltier thermostatted single cell holder (water-cooled)

### ETCR-762 Peltier thermostatted single cell holder (water-cooled, thermostatted reference)

Micro cell



EHCS-760



ETCS-761



ETCR-762

**Specifications:**

Model name	EHCS-760	ETCS-761	ETCR-762
Compatible cell	Rectangular cell, 10 x 10 or 4 x 10 mm, 1 pc.		
Temperature control system	Sample only	Sample only	Sample and Reference
Heat radiating system	Air-cooled	Heating/cooling system utilizing Peltier effect	
Stirring system	Integrated variable speed magnetic stirrer		
Temperature setting range	5 to 70°C	-10 to 110°C	
Temperature control range	10 to 60°C (at 25°C)	0 to 100°C (for cooling water temperature at 20°C)	
Temperature control accuracy	±0.1°C (cell holder sensor)		
Temperature accuracy	With cell holder sensor: ±0.5°C (20°C to 40°C), ±1°C (other temp. range) With optional temp. sensor: ±0.2°C		

#### Options for EHCS-760/ETCS-761/ETCR-762

##### Cell mask kit

This kit includes sample masks and a cell-height adjustment stand to raise the cell height. Using the cell-height adjustment stand, a 2 mm path width micro cell can be used to measure sample with a minimum 100 µL volume.

##### OPS-515 In-cell sensor with holder (factory option)

This is an optional sensor which can be used to monitor the temperature inside of the sample cell.

##### Cell spacers

Spacers for cells with an optical path length of 1, 2 and 5 mm are available.

##### Capillary adapter (for V-730/V-730BIO only)

The capillary adapter is used for a capillary cell (minimum sample volume of 3 µL). The optional sensor (OPS-515) in the cell adapter is required for temperature monitoring.

## Peltier thermostatted cell changers

### PSC-763 Automatic 6-position Peltier cell changer (air-cooled)

Micro cell



PSC-763

**Specifications:**  
 Compatible cell: Rectangular cell, 10 × 10, 2 or 4 × 10 mm, max. 6 pcs.  
 Reference: Rectangular cell, 10 × 10, 2 or 4 × 10 mm, 1 pc.  
 Temperature control system: Heating/cooling system utilizing Peltier effect (Sample side only)  
 Heat radiating system: Air-cooled  
 Stirring system: Integrated variable speed magnetic stirrer (not available for the 2 mm path width cell)  
 Temperature setting range: 10 to 70°C  
 Temperature control range: 15 to 60°C (for room temperature at 20°C)  
 Temperature setting precision: ±0.1°C (cell holder sensor)  
 Temperature accuracy: With cell holder sensor: ±0.5°C (20°C to 40°C), ±1°C (other temp. range)

#### Option


#### OPS-513 In-cell sensor with holder (factory option)

This is an optional sensor to monitor the temperature inside of a single sample cells

### PAC-743 Automatic 6/8-position Peltier cell changer (water-cooled)


### PAC-743R Automatic 6/8-position Peltier cell changer (water-cooled, thermostatted reference)

Micro cell



PAC-743R

**Specifications:**  
 Reference: Rectangular cell 10 × 10, 4 × 10, or 2 × 10 mm, 1 pc.  
 Temperature control system: Heating/cooling system utilizing Peltier effect (PAC-743: sample side only)  
 Heat radiating system: Water-cooled  
 Temperature setting range: -10 to 110°C  
 Temperature control range: 0 to 100°C (at 20°C)  
 Temperature setting precision: ±0.1°C  
 Temperature accuracy: With cell holder sensor: ±0.5°C (20°C to 40°C), ±1°C (other temp. range)



#### Specifications:

Cell block (Cell and temp. sensor are optional)	#	Compatible cell	#	In-cell sensor (factory option)
6-position cell block (with integrated variable speed magnetic stirrer) for rectangular cell, 10 x 10 mm	1	Rectangular quartz cell, 2 x 10 mm, max. 6pcs.	1A	6916-H516A Sensor in cell, 1 pc. 6916-H517A Sensor in cell, 6 pcs/set
		Rectangular quartz cell, 4 x 10 mm, max. 6pcs.	-	
		Rectangular quartz cell, 10 x 10 mm, max. 6pcs. Capillary cell adaptor and Capillary cell, max. 6 pcs. (A sealing compound is required for using capillary cells.)	1B 1C	
8-position cell block (with integrated variable speed magnetic stirrer) for rectangular cell, 5 x 5 mm	2	Rectangular quartz cell, 5 x 5 mm, max 8 pcs.	2A	6916-H516A Sensor in cell, 1 pc. 6916-H518A Sensor in cell, 8 pcs/set
1 mm 8-position micro cell block (Including Silicon cap x 8, Silicon cap with sensor hole x1, and cap fixture) *Stirrer function is not available.	3	8-position 1 mm micro cell 1 mm path length, 10 µL for each position	3A	6916-H516A Sensor in cell, 1 pc. *The 8th cell position is used only to monitor cell block temperature.
10 mm 8-position micro cell block *Stirrer function is not available.	4	8-position 10 mm micro cell 10 mm path length, 100 µL for each position, without capability for well caps	4A	N/A
		8-position 10 mm micro cell with Teflon caps 10 mm path length, 100 µL for each position	4B	6916-H516A Sensor in cell, 1 pc. *The 8th cell position is used only to monitor cell block temperature.
		Silicon cap kit for 1103-1168, to prevent volatilization of samples at high temperatures, consisting of silicon cap x8, Silicon cap with sensor hole x1, and cap fixture	4C	

## Water circulation bath

### MCB-100 Mini water circulation bath

**Specifications:**  
 Temperature control range: 10°C below ambient temperature to 40°C (IN and OUT connected)  
 Bath capacity: Approx. 200 mL  
 Temperature sensor accuracy: ±0.2°C (at 20°C)  
 Cooling/heating capacity: 52 W  
 Dimensions: 160 (W) × 278 (H) × 225 (D) mm



MCB-100

## Sippers, Autosampler, syringe pump and flow cell

### NQF-781 Vacuum sipper

### NQF-783 Vacuum sipper with long-path flow cell



NQF-781

A 10 mm rectangular cell holder is integrated in addition to the 10 mm flow cell, and can be easily switched.

#### Specifications:

	NQF-781	NQF-783
Light path length	10 mm	50 mm
Cell capacity	Approx. 50 µL	Approx. 1.4 mL
Cell material	Quartz	
Carryover	Less than 1%	
Min. sample requirement	0.7 mL with low-viscosity samples	2.4 mL with low-viscosity samples
Wavelength range	220 - 900 nm (V-730/750/760) 220 - 2200 nm (V-770) 220 - 1600 nm (V-780)	

### NPF-782 Peristaltic sipper



NPF-782

A 10 mm rectangular cell holder is integrated in addition to the 10 mm flow cell, and can be easily switched. The sample can be recovered by reversing the 'drain' direction.

#### Specifications:

Light path length:	10 mm
Cell capacity:	Approx. 50 µL
Cell material:	Quartz
Carryover:	Less than 1%
Min. sample requirement:	0.7 mL with low-viscosity samples
Wavelength range:	220 - 900 nm (V-730/750/760) 220 - 2200 nm (V-770) 220 - 1600 nm (V-780)

### SFC-712 Flow cell holder

Two different cell blocks are available as options, please specify.

5 mm path length flow cell block

(50 µL cell capacity)

10 mm path length flow cell block

(100 µL cell capacity)



SFC-712

### LFC-713 Long path flow cell holder

Three different cell blocks are available as options, please specify.

30 mm path length flow cell block

(approx. 0.6 mL cell capacity)

50 mm path length flow cell block

(approx. 1 mL cell capacity)

100 mm path length flow cell block

(approx. 2 mL cell capacity)



LFC-713

### MFC-714/FIC-715 Micro flow cell holder



MFC-714

#### Specifications:

Tubing:	SUS (MFC-714) Teflon (FIC-715)
Light path length:	10 mm
Cell Capacity:	20 µL



FIC-715

### ASU-800 Autosampler unit



ASU-800

The ASU-800 autosampler automates measurements of multiple liquid samples employing a sipper or syringe pump. Various racks are available to be used with test tubes and/or vials. The PC control software is included as standard.

#### Specifications:

Compatible pump:

- NQF-781 Vacuum sipper
- NQF-783 Vacuum sipper with long-path flow cell
- NPF-721 Peristaltic sipper
- ASP-849 Syringe pump

### ASP-849 Syringe pump



ASP-849

The ASP-849 can be used in conjunction with the ASU-800 and SFC-712 flow cell holder. The syringe pump is suitable for drawing small quantities of sample.

#### Specifications:

Reproducibility of volume delivery:	Within ±1%
Syringe capacity:	2.5 mL (1, 5, 10 mL options)

## Autosampler systems for multiple samples



ASU-800 with NPF-782 peristaltic sipper



ASU-800 with ASP-849 syringe pump and SFC-712 micro flow cell



ASU-800 with NQF-781 vacuum sipper

Option	Rack	Sample	Max number of sample
SRA-811	15 mm O.D. test tube rack	10 mL	100
SRA-812	13 mm O.D. test tube rack	7 mL	100
SRA-813	12 mm O.D. test tube rack	5 mL	150
SRA-814	10 mm O.D. test tube rack	3 mL	150
SRA-816	Micro plate rack	1 mL	192
SRA-818	Vial rack	1.5 mL	120

#### Dust cover

This is a dust case that covers the rack part of ASU-800



Dust cover

#### AWU-820 Washing unit

This is a washing unit. Specifically for the NQF-781, NQF-783 and NPF-782. The AWU-820 can automatically wash the ASU-800 autosampler system.



AWU-820

## ISV-922/ISN-923/ISN-901i Integrating sphere, 60 mm diam.



ISV-922

### Option

#### PSH-002 Powder sample holder

- For diffuse reflectance measurements of powder samples
- Size of sample area: 16 mm diameter
- Thickness: 0.5 - 6 mm

#### PSH-003 Powder sample holder

- For diffuse reflectance measurements of small amount of powder samples
- Size of sample area: 5 mm diameter
- Thickness: 0.5 - 4 mm

### Specifications:

Model name	ISV-922	ISN-923	ISN-901i
Main unit	V-750/760	V-770	V-780
Inside diameter of integrating sphere	60 mm diam.		
Min. sample size (Reflectance)	20 (H) x 20 (W) x 0.5 (t) mm		
Max. sample size (Reflectance)	65 (H) x 50 (W) x 25 (t) mm		
Sample cell (Transmittance)	Rectangular cell 5, 10, 20, 30 and 50 mm path length		
Reference cell (Transmittance)	Rectangular cell 5, 10, 20 mm path length *Reference cell block is optional.		
Wavelength range	200 - 870 nm	200 - 2500 nm	200 - 1600 nm
Detector	PMT	PMT & PbS	PMT & InGaAs
Incident angle to reflection surface	0°, approx. 5°		

## ILV-924/ILN-925/ILN-902i Integrating sphere, 150 mm diam.



ILN-925

### Option

#### PSH-002 Powder sample holder

- For diffuse reflectance measurements of powder samples
- Size of sample area: 16 mm diameter
- Thickness: 0.5 - 6 mm

#### SSH-507 Solid sample holder

- For diffuse transmittance measurements of a solid sample
- Min. sample size: 20 (H) x 20 (W) x 0.5 (t) mm
- Max. sample size: 70 (H) x 30 (W) x 40 (t) mm

### Specifications:

Model name	ILV-924	ILN-925	ILN-902i
Main unit	V-750/760	V-770	V-780
Inside diameter of integrating sphere	150 mm diam.		
Min. sample size (Reflectance)	20 (H) x 20 (W) x 0.5 (t) mm		
Max. sample size (Reflectance)	100 (H) x 50 (W) x 30 (t) mm		
Sample cell (Transmittance)	Rectangular cell 5, 10, 20, 30, and 50 mm path length		
Reference cell (Transmittance)	Rectangular cell 5, 10, 20 mm path length Reference cell block is optional.		
Wavelength range	220 - 850 nm	220 - 2200 nm	220 - 1600 nm
Detector	PMT	PMT & PbS	PMT & InGaAs
Incident angle to reflection surface	approx. 5°		

## SIV-767/SIN-768 Integrating sphere with stirrer



SIN-768

### Option

#### RLH-603 Reference-side rectangular cell holder

This cell holder is required for the reference side when performing diffuse transmittance measurements of turbid liquid samples. The 5, 10 and 20mm pathlength rectangular cells can be used with this cell holder.

#### Thermostatted Cell Holder

This cell holder allows measurements under temperature control by using a 10 x 10 mm rectangular cell with a temperature range of 10 to 90°C. A thermostatted water circulator is required.

### Specifications:

Model name	SIV-767	SIN-768
Main unit	V-750/760	V-770
Inside diameter of integrating sphere	60 mm diam.	
Sample cell (Transmittance)	Rectangular cell 5, 10, 20, 30, and 50 mm path length	
Reference cell (Transmittance)	Rectangular cell 5, 10, 20 mm path length Reference cell block is optional.	
Wavelength range	250 - 800 nm	250 - 2500 nm
Detector	PMT	PMT & PbS
Incident angle to reflection surface	approx. 5°	

## HISV-728/HISN-729 Portable integrating sphere



HISN-729

### Option

Model name	OFV-624	OFV-625	OFN-626	OFN-627
Portable integrating sphere	HISV-728		HISN-729	
Length	1 m	2 m	1 m	2 m
Wavelength range	250 - 800 nm		250 - 2000 nm	

### Specifications:

Model name	SIV-767	SIN-768
Main unit	V-750/760	V-770
Inside diameter of integrating sphere	60 mm diam.	
Window size	25 mm diam.	
Wavelength range	250 - 800 nm	250 - 2000 nm

## IJV-726/IJN-727/IJN-904i Dedicated gemstone integrating sphere

### Specifications:

Model name	IJV-726	IJN-727	IJN-904i
Main unit	V-750/760	V-770	V-780
Inside diameter of integrating sphere	60 mm diam.		
Min. sample size	2 mm diam. (Transmittance/Reflectance)		
Max. sample size (Transmittance)	10 mm diam.		
Max. sample size (Reflectance)	30 mm diam.		
Wavelength range	220 - 850 nm	220 - 2000 nm	220 - 1600 nm



IJN-727

## PIV-756/PIN-757/PIN-903i Horizontal sampling integrating sphere

### Specifications:

Model name	PIV-756	PIN-757	PIN-903i
Main unit	V-750/760	V-770	V-780
Inside diameter of integrating sphere	60 mm diam.		
Max. sample size (Reflectance)	30 x 30 x 10 (t) mm		
Reflectance measurement adaptor	20 mm diam. x 2 mm (no window required)		
Min. sample size (Transmittance)	3 mm diam. x 0.5 (t) mm		
Max. sample size (Transmittance)	50 (H) x 50 (W) x 2 (t) mm		
Wavelength range	250 - 850 nm	250 - 2000 nm	250 - 1600 nm



PIN-575

## Specular reflectance measurement accessories

### SLM-907/SLM-908 Specular reflectance accessory

The SLM-907 and SLM-908 accessories are designed to measure the relative reflectance of a sample using the reflected light from an aluminum-deposited plane mirror as a reference. These accessories allow measurement of the reflectance of metal-deposited films and/or metal plating, as well as measurement of film thickness using a film thickness analysis program. The SLM-908 accessory can measure larger samples such as 6 inch silicon wafers.



SLM-907



SLM-908

#### Specifications:

Model name	SLM-907	SLM-908
Incident angle	approx. 5°	
Min. sample size	10 x 10 mm	-
Max. sample size	100 x 120 mm	150 mm diam.
Beam Port Diameter	7 mm diam. (1 mm, 2 mm diam. Options)	7 x 7 mm
Reflection Reference	Aluminum-deposited plane mirror (Standard)	
Wavelength range	250 - 1000 nm (V-730)	-
	200 - 870 nm (V-750/760)	
	200 - 2500 nm (V-770)	
	200 - 1600 nm (V-780)	
Sample chamber lid	Standard	

#### Option

Model name	MSK-001	MSK-002
Sample stage with mask	2 mm diam.	4 mm diam.
Min. sample size	3 x 3 mm	5 x 5 mm
Max. sample size	50 x 50 mm	50 x 50 mm

## Film holder

### FLH-740/FLH-741 Film holder

The FLH-740 and FLH-741 accessories are used to measure the transmittance of solid, transparent samples such as films, plate glass, and filters.



FLH-740



FLH-741

#### Specifications:

Model name	FLH-740	FLH-741
Min. sample size	15 (H) x 15 (W) x 0.5 (t) mm	5 (H) x 5 (W) x 0.5 (t) mm
Max. sample size	80 (H) x 100 (W) x 10 (t) mm	80 (H) x 100 (W) x 25 (t) mm

### RSH-744 Rotary sample holder

The RSH-744 accessory can be used to measure a film type sample and rotating the sample manually. The sample can be rotated 360° around the optical axis and the inclination (tilt) of the sample versus the source beam can be varied within a range of ±50°.



RSH-744

#### Specifications:

Min. sample size:  
10 (H) x 30 (W) x 1 (t) mm  
Max. sample size:  
18 (H) x 38 (W) x 2 (t) mm  
Angle of rotation:  
Optical axis: 360°  
Perpendicular to the optical axis: ±50°

### VTA-752 Film holder (variable incident angle)



VTA-752

The VTA-752 is a film holder to measure transmittance of a film type sample, changing the incident angle of the light beam. The incident angle of the source light beam can be set in 1° increments.

#### Specifications:

Minimum sample size: 15 (H) x 35 (W) x 1 (t) mm  
Maximum sample size: 80 (H) x 70 (W) x 2 (t) mm  
Range of rotation angle: ±90°

## Optical fiber probe units

### FAV-750/FAV-751 Optical fiber unit



The FAV-750/FAV-751 accessories, consisting of an optical fiber unit and external detector, enables the measurement of bulky samples that cannot be set in the sample compartment and/or samples that are in special environments. The light from the main instrument is introduced to the optical fiber. The light from a sample is introduced to the external detector via the optical fiber.

#### Specifications:

Model name	FAV-750	FAN-751
Wavelength range	250 - 800 nm	250 - 2000 nm

\* Optical fiber, optical fiber ports, and external sample compartment are optional.

#### Option

- Fiber connection port, Bundle type for FAV-750/FAN-751
- Fiber connection port, Bundle type for FAP-754
- Fiber connection port, FC connector type for FAV-750/FAN-751
- Fiber connection port, FC connector type for FAP-754
- Fiber connection port, SMA connector type for FAV-750/FAN-751
- Fiber connection port, SMA connector type for FAP-754

### FAP-754 Optical fiber unit



FAP-754

The FAP-754 accessory can be used for sample measurement using the internal detector of the spectrophotometer. The light from the main instrument is introduced to an optical fiber. The light from a sample is introduced to the detector of the spectrophotometer via a return optical fiber.

\* Optical fiber and optical fiber ports are optional.

### ELM-912 External light source interface



ELM-912

This interface is for introducing light from an external light source to the spectrophotometer, and measuring the spectrum of the external source. It can be used for the spectral/intensity evaluation of external light sources.

- \* For correction of the measured spectrum, a secondary reference source is also required.
- \* The optical fiber is optional.

## Polarizer, Depolarization plate

### GPH-506 Polarizer

The GPH-506 polarizer converts the source light from the instrument monochromator into linearly polarized light. The plane of polarization can be set at 0° (vertical linearly polarized light) and 90° (horizontal linearly polarized light). The applicable spectral range is from 215 to 2,300 nm.



GPH-506

### DPL-515 Depolarization plate

The DPL-515 depolarizer converts incident light to non-polarized light. Non-polarized light is obtained when the rotation angle is set to 45°. The applicable spectral range is from 350 to 2,500 nm.



DPL-515